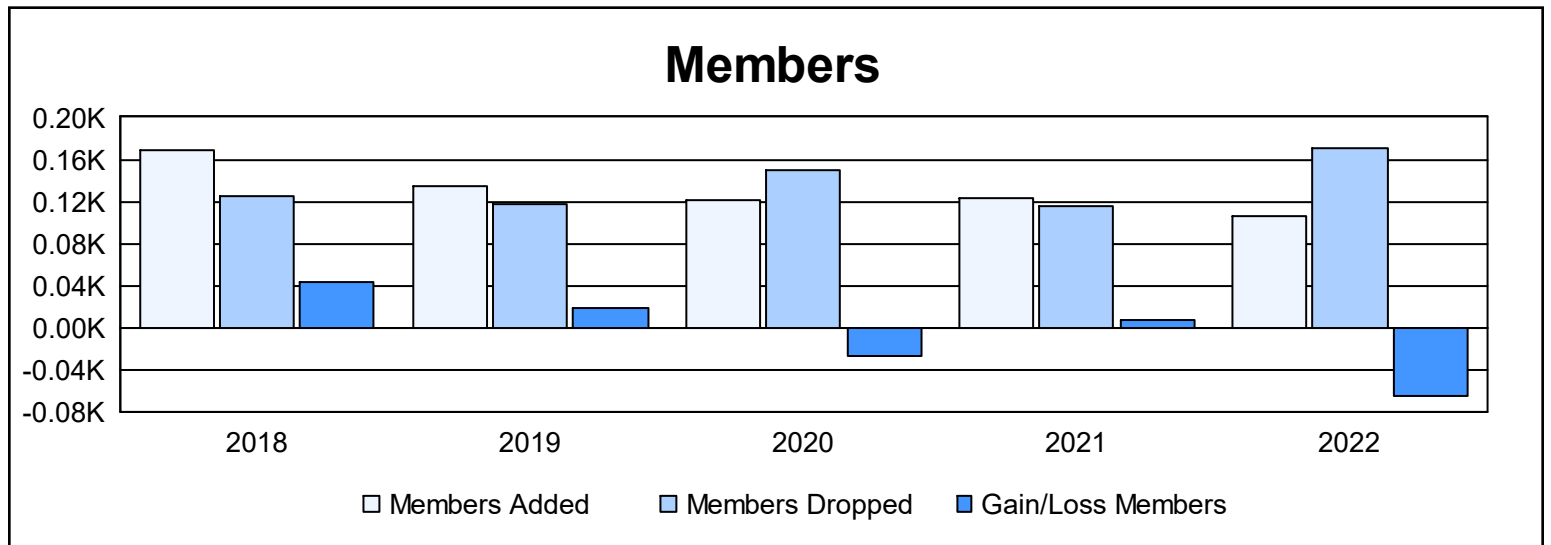
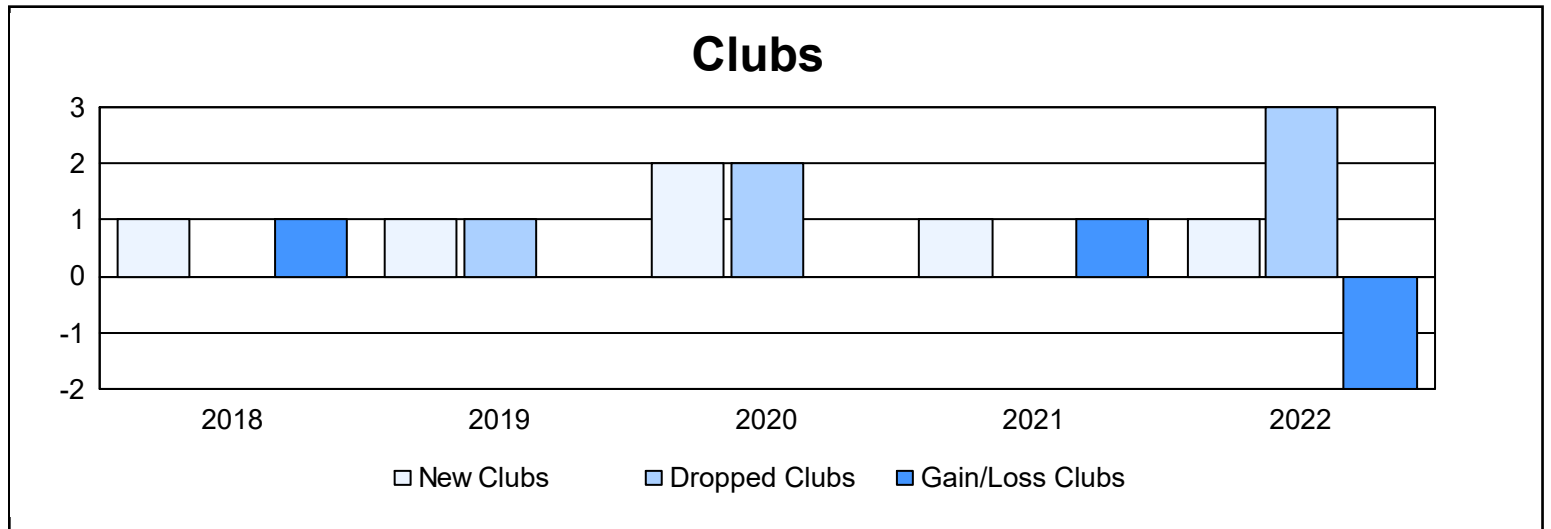
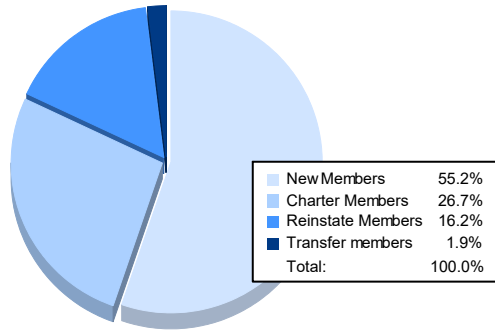


Year	New Clubs	Dropped Clubs	Gain/ Loss Clubs	New Members	Charter Members	Reinstate Members	Transfer Members	Total Member Added	Total Members Dropped	Gain/ Loss Members
2017-2018	1	0	1	139	26	1	3	169	125	44
2018-2019	1	1	0	105	21	2	7	135	117	18
2019-2020	2	2	0	74	43	1	3	121	149	-28
2020-2021	1	0	1	92	29	1	1	123	115	8
2021-2022	1	3	-2	58	28	17	2	105	171	-66
<b>Average</b>	<b>1</b>	<b>1</b>	<b>0</b>	<b>94</b>	<b>29</b>	<b>4</b>	<b>3</b>	<b>131</b>	<b>135</b>	<b>-5</b>



### Membership Composition June 2022 Cumulative



### Gender Composition June 2022 Cumulative

